

Level: 6th YEAR. PRIMARY EDUCATION

GENERAL AIMS:

- To understand oral and written texts.
- How to use facts in the past.
- To write texts for various purposes using the past tense.
- To obtain some information using ICT.

CONTENTS:

Listening, Speaking and Oral Interaction

- Understanding oral texts which include facts in the past.
- How to speak and ask questions about Arts and Artists.

Reading and Writing

- To understand and write texts related to facts in the past.
- How to write texts describing artists' life and facts.
- Learning to read autonomously.
- To use ICT to write texts and pass on information to others.

Knowledge of the language system

- Accurate pronunciation, rhythm and intonation.
- Recognition and use of some structures in order to express facts in the past.
- Recognition of artists.
- Reflection on the pupil's own learning, work organisation and the acceptance of error as part of the process of learning and self-assessment.

The lesson is divided into four sections: **ARTS; MUSIC; FAMOUS WRITERS and VISUAL ARTS**. Each section contains various exercises that cover the contents described above.

Sessions: This lesson has been designed to be covered in approximately six 45 minute teaching sessions; but of course, the actual time spent on it by each group of students will depend on their previous knowledge of the topic, as well as that of the grammar and vocabulary included in the lesson.

You can find a printable version of this document with the key to the exercises in the root directory of the unit. In the text folder of the unit you will find a set of printable Test Activities.

The structure of the unit is as follows:

PART 1 – ARTS

Exercises 1, 3, 6 and 9 present the text introducing questions that make students think of the topic. Basically students have to read and understand using the aids.

Exercises 2, 4 and 5 introduce new vocabulary. Students have to click on the pictures to listen the pronunciation of the new vocabulary.

Exercise 7 consists of dragging the pictures to their corresponding written words.

Exercise 8 consists of a matching exercise focusing on the identification of vocabulary: pictures and written vocabulary.

PART 2 – MUSIC

Exercise 1 is a listening activity. Students have to listen to the music that these famous characters composed.

Exercise 2 is a True or False activity. Students have to identify if the information is true or not focusing on their previous knowledge.

Exercise 3 and 4 is a listening activity. Students have to listen to a text. They can listen and read at the same time.

Exercise 5 provides students the opportunity to record their voices.

Exercise 6 is a listening activity. Students have to listen to the text while they can listen to the music at the same time.

Exercise 7 consists of putting in order the sentences that contain information related to the previous texts.

Exercise 8 is a Gap filling activity. Students have to listen to the text and choose the right word from the box. They can write or drag the missing word.

PART 3 – FAMOUS WRITERS

Exercise 1 consists of a reading activity to introduce the unit.

Exercises 2, 4, 6 y 7 consist of reading and listening. Students have to listen to the text while they can read it at the same time.

Exercise 3 consists of a reading comprehension, where students have to choose the right answer.

Exercise 8 consists of matching the verbs, looking for the right past tense.

Exercise 9 consists of a dictation of the verbs in the past tense form.

PART 4 – VISUAL ARTS

Exercise 1 consists of a reading activity to introduce the section.

Exercise 2 consists of a reading activity that offers students the chance to learn about Michelangelo Buonranoti.

Exercise 3 is a True or False activity. Students have to identify if the information provided is true or not.

Exercise 4 provides students with more information about Michelangelo and his work.

Exercise 5 consists of matching the images and the the name of the works.

Exercise 6 consists of a reading activity that offers students the chance to learn more about Michelangelo's life.

Exercise 7 consists of ordering the phrases to organize the paragraph.

Exercise 8 consists of a free writing activity that the student has to send to his/her teacher.


ART AND ARTISTS - ANSWER KEY

Part 1 ARTS

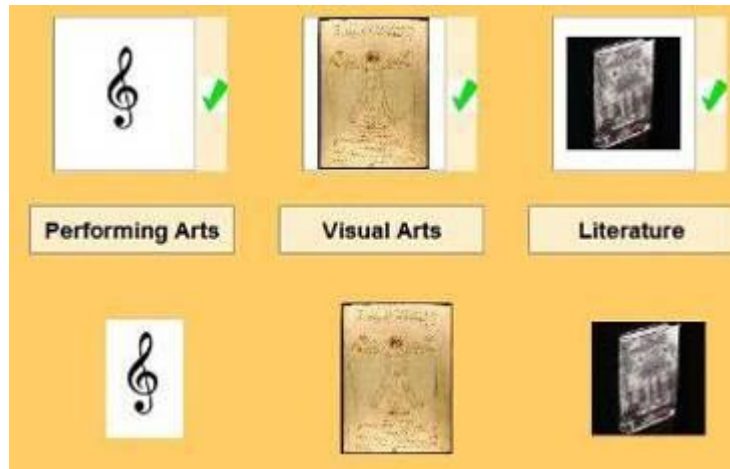
Activity 7



Performing Arts Literature Visual Arts



Performing Arts Visual Arts



Part 2 MUSIC

Activity 2

TRUE OR FALSE

1. Mozart's first name was Wolfgang.

True False

2. He started playing short pieces at 10.

True False

3. Mozart was composing at 5.

True False

4. He played the flute and his sister the horn.

True False

Activity 7

Wolfgang Amadeus Mozart was born in 1756, in Salzburg, Austria.	✓
Wolfgang composed his first opera at the age of 13.	✓
Mozart was working as an assistant to the conductor at the court in Salz...	✓
In 1781 Mozart married Constanze Weber.	✓
He died on December 5, 1791.	✓

Activity 8

Wolfgang Amadeus Mozart was born in 1756, in Salzburg, Austria. His father, Leopold Mozart, was a well-known violinist. He had a sister Maria Anna. Both Wolfgang and Maria Anna showed musical talent as children. Wolfgang and his sister gave public concerts on tours throughout Europe. He played the violin, organ and piano. Wolfgang composed his first opera at the age of 13. But again, Mozart left his job at the court in Salzburg and he started to live in Vienna. There, in 1781 Mozart married Constanze Weber. He wrote piano concertos, six string quartets and many famous concerts and operas. He died on December 5, 1791.

Part 3 FAMOUS WRITERS

Activity 3

1. Where did Shakespeare live when he was a child?

In London In Stratford-upon-Avon In Chester


2. What did his father do?

He was an actor He was a writer He was a glove maker

3. Did he study Latin and the literature of ancient Rome?

Yes, he did. No, he didn't

CHECK ← 1 / 2 → CLEAR



4. What was William's wife's name?

Susanna Anne Marie

5. They had two children.

True False

6. William worked as an actor in London.

False True

Activity 5

Shakespeare	was
born	in
Stratford-upon-Avon.	

Shakespeare	had	a	good
education.			

In	1582	Shakespeare
married	Anne	Hathaway.

In	1592	William
moved	to	London.

He	died	on	23	April
1616.				

Activity 8

AFRAID OF GRAMMAR?

Give-gave
 Come-came
 Leave-left
 Write-wrote
 Spend-spent
 Go-went
 Make-made
 Begin-began
 Shoot-shot
 Bring-brought

Activity 9

Began	Spent
Came	Brought
Made	Left
Built	Became
Went back	shot

Part 4 VISUAL ARTS

Activity 3

TRUE OR FALSE?

1. Michelangelo was a famous Italian ruler.

True False

2. He was born in Florence on 6 March 1475.

True False

3. Michelangelo Buonarroti was the leader painter apprentice in Florence.

True False

4. Florence was the centre of artistic activity in the Fifteenth Century.

True False

Activity 5

St. Peter's Basilica

Moses

La Pieta

David

The Sistine Chapel

<i>David</i>	<i>La Pieta</i>	<i>St. Peter's Basilica</i>
<i>The Sistine Chapel</i>	<i>Moses</i>	

Activity 7

In his later years Michelangelo was

more involved with architecture, painting and poetry

than he was with sculpture.

He also designed the dome of St Peter's Basilica in Rome.

Michelangelo died on 18 February 1564 in Rome.

He was buried in the church of Santa Croce in Florence.